

HUMAN BODY INDUCTION SWITCH

Model: SE-SPIR-1CH-LV

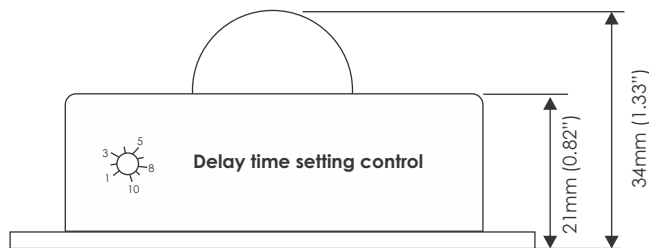
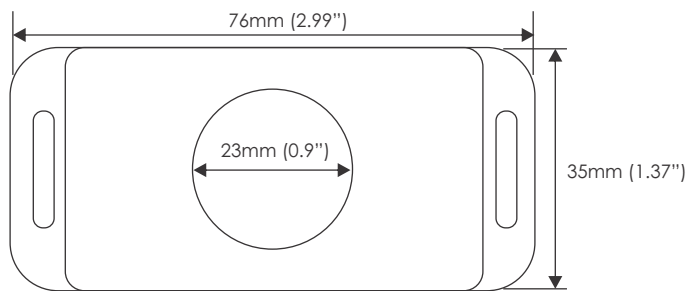
Product Summary

The human body is an infrared detection sensor switch controller, that use of infrared detection to turn on/off low voltage LED lighting (12/24VDC). As a person approaches the sensor within 16 feet (5M) area, the sensor acts as a switch to turn on the attached optional LED lighting. After the person leaves the sensor area, the unit will turn off automatically according to the set time delay.

Technical Specifications

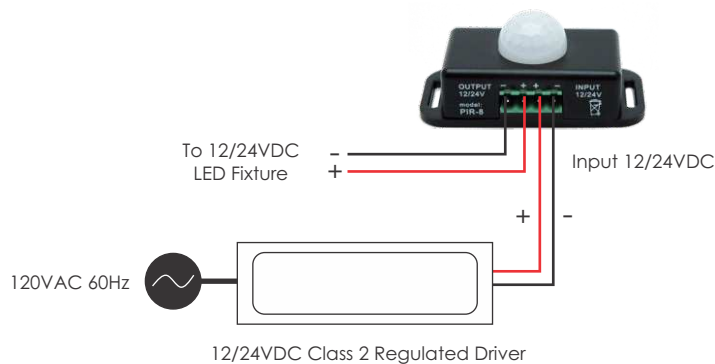
Voltage	12/24 VDC Class 2 regulated power source
Output	1 Channel
Sensing Distance Area	5 meter (16.4ft)
Approach Angle	60 degrees
Output Current	<5A
Delay Time	1-10min (adjustable)
Dimension	L 76 x W 35 x H 34mm (2.99" x 1.37" x 1.33")
Operating Environment	-20°C~60°C (-4°F~140°F) Indoor use only (dry location).

Product Dimension




Direction for use

- Turn power off before connecting lighting or power source. Please carefully check that the wire attached to the screw terminal are screwed in tight to avoid short circuit between connecting wires.
- Use the setting knob at the back of the controller to set the delay time to turn off after a person is away from the area.
- The controller signal output line and input line should be connected with the correct polarity and NOT exceed 5 amps.



Interface Specifications

Power input interface/ Load output interface



Human Body Sensing

